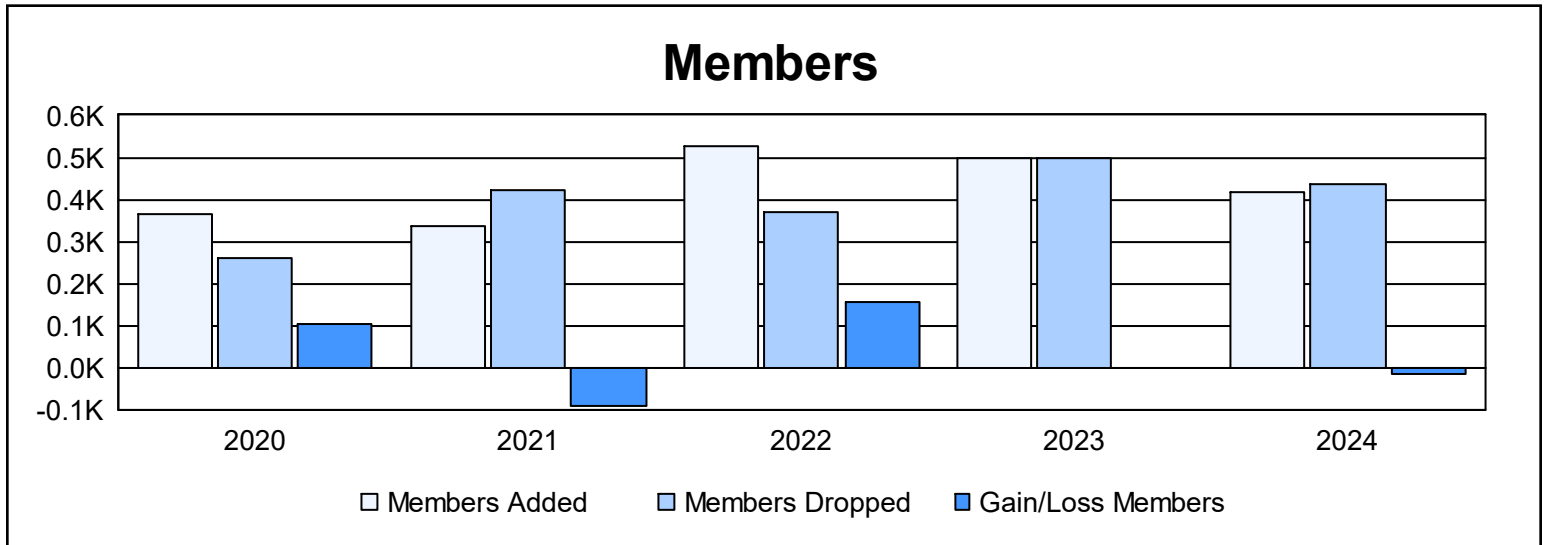
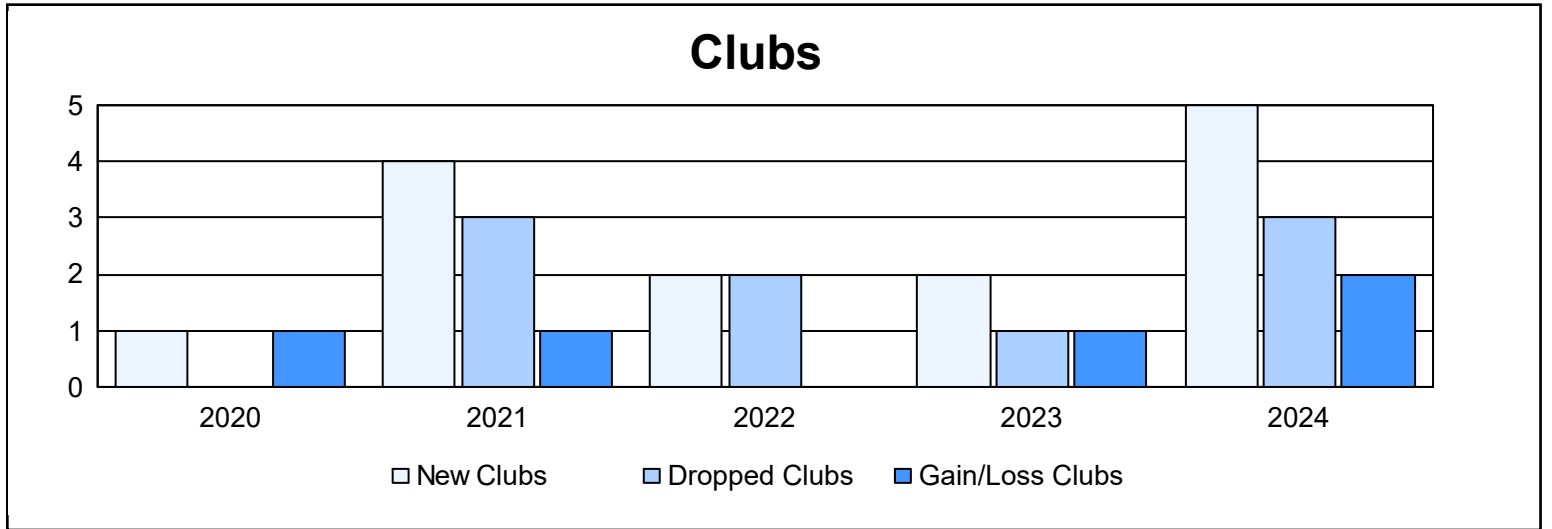
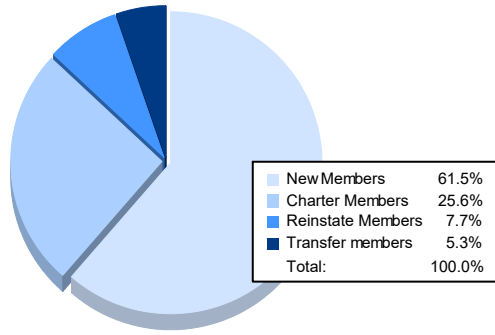


Year	New Clubs	Dropped Clubs	Gain/ Loss Clubs	New Members	Charter Members	Reinstate Members	Transfer Members	Total Member Added	Total Members Dropped	Gain/ Loss Members
2019-2020	1	0	1	211	105	35	12	363	260	103
2020-2021	4	3	1	124	168	31	11	334	423	-89
2021-2022	2	2	0	419	59	37	11	526	371	155
2022-2023	2	1	1	283	99	102	15	499	499	0
2023-2024	5	3	2	257	107	32	22	418	434	-16
<b>Average</b>	<b>3</b>	<b>2</b>	<b>1</b>	<b>259</b>	<b>108</b>	<b>47</b>	<b>14</b>	<b>428</b>	<b>397</b>	<b>31</b>



### Membership Composition June 2024 Cumulative



### Gender Composition June 2024 Cumulative

